

LIGHTING OF LONDON



“Our ethos is based on delivering exceptional architectural lighting, through unrivalled technology and advanced design.”

Steve Noyes, Company Director

A white, handwritten signature on a black background. The signature is highly stylized and scribbled, consisting of several overlapping loops and lines that form a complex, abstract shape. It appears to be the name 'Steve Noyes' written in a cursive, calligraphic style.

Contents

pg.4 - pg.5

Lighting of London

pg.6

Who We Are For

pg.7

Why Our Products

pg.8 - pg.9

How We Work

pg.10 - pg.11

Committed to Sustainability

pg.12 - pg.15

Custom Ceramic Coating

pg.16 - pg.23

Working Together





Lighting of London.

Lighting of London was established to provide expertly designed lighting products that seamlessly integrate into the designs of architects, interior designers, and lighting designers. Our primary objective is to enhance their designs with our products while providing unmatched customer service. Our founder established the company to address the shortcomings they experienced in the lighting industry over the last 25 years. At Lighting of London, we remain dedicated to our partners, and every decision we make is with their best interests in mind.

Who We're For.

Our architectural lighting products are exceptional choices for **lighting designers, interior designers, architects,** and **electrical & smart home companies.** Our products are designed with precision, keeping in mind both aesthetic and functional needs. We incorporate cutting-edge technology in our lighting solutions, allowing for customisable and dynamic lighting schemes, which empower designers to create captivating atmospheres tailored to their vision.

With reliability and durability, our architectural lighting ensures long-lasting quality, providing a cost-effective and low-maintenance solution for professionals seeking excellence in their projects. Elevate your designs with our architectural lighting products, where form meets function in perfect harmony.



Why Our Products.

Architectural lighting is all about highlighting the distinct qualities and characteristics of a space. It's not just about providing illumination, but about creating a captivating atmosphere that goes beyond practicality.

Each of our products is designed not only to illuminate a space but also to enhance it.

Lighting Longevity

Our products have been meticulously designed with the highest quality components to ensure that they are not only reliable, but also long-lasting. We take pride in crafting each product with great attention to detail, so that our customers can enjoy them for years to come.

Seamless Integration

The size of our products has been carefully considered to ensure seamless integration into any environment without compromising light quality. You may not notice our products but you will notice the difference they make.

Beautifully Bespoke

We understand every project is unique, and therefore so might be your lighting requirements. From beam angle to colour temperature, you can customise our lighting fittings to create the best light output for you.

Superior Binning

A flawless light output is guaranteed by the best binning rating. Our products are rated 1SDCM as standard, ensuring there are no visible differences in the light output across separate fittings.

Exceptional CRI

All of our products have a minimum CRI value of 90, ensuring a more realistic depiction of colour. High CRI lighting feels comfortable and natural, enabling people to feel their best.



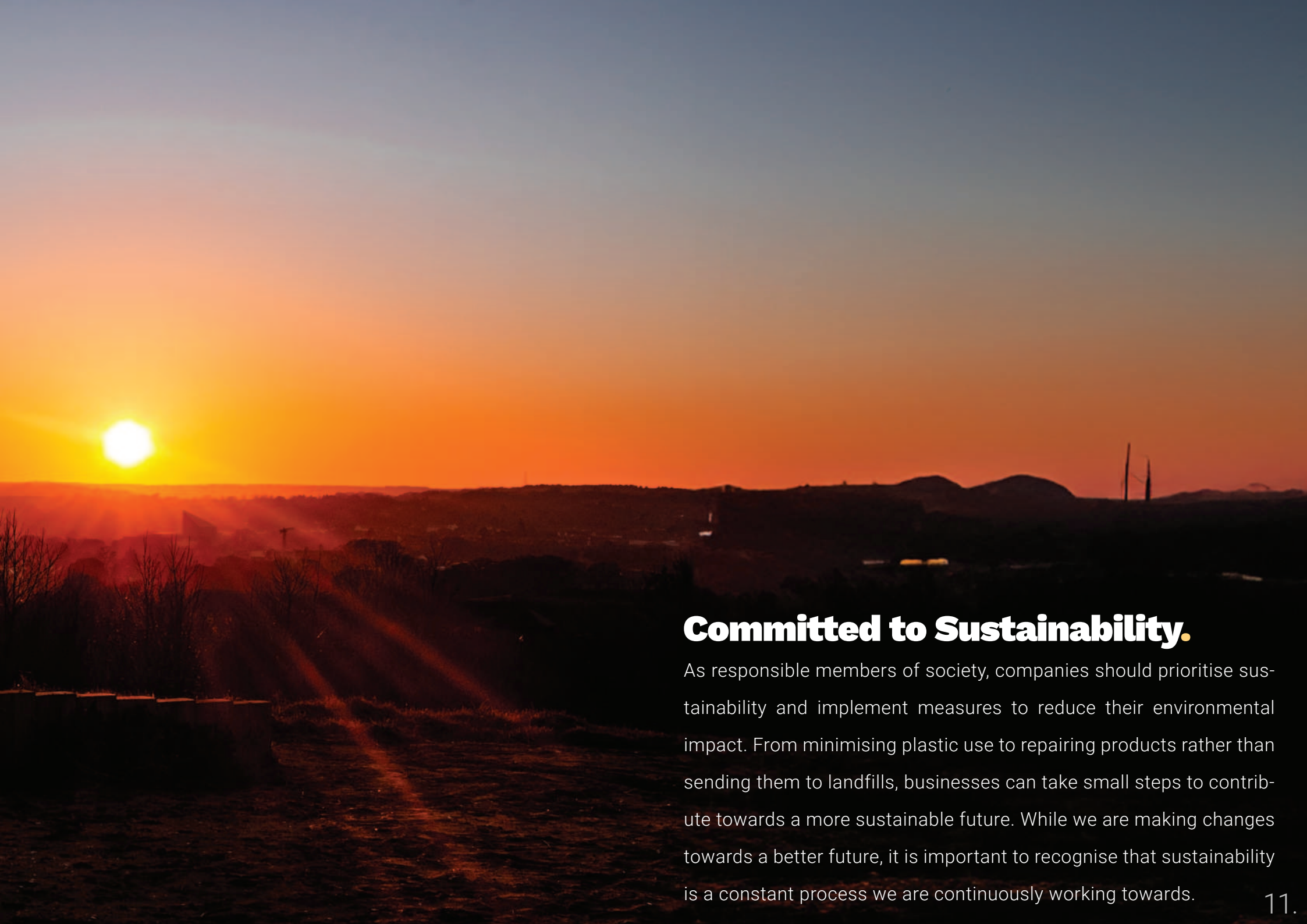




How We Work.

At the heart of our ethos lies the belief that collaboration is the cornerstone of success. We are passionate about empowering our partners and helping them achieve their goals. Each project is a testament to the creativity and dedication of our partners, and we are proud to have collaborated with them to bring their vision to life. By partnering with us, our clients gain access to our wide range of high-quality products, as well as our unwavering support and attention.





Committed to Sustainability.

As responsible members of society, companies should prioritise sustainability and implement measures to reduce their environmental impact. From minimising plastic use to repairing products rather than sending them to landfills, businesses can take small steps to contribute towards a more sustainable future. While we are making changes towards a better future, it is important to recognise that sustainability is a constant process we are continuously working towards.





Custom Ceramic Coating.

At Lighting of London, we opt for ceramic coating for our products, allowing our partners to choose from a wide variety of colours, suitable for any environment.

Inspired by the spectrum of colours found throughout nature, we offer over 100 different options for ceramic coating colours. We have collated these colours into recognisable palettes, each one rooted in a specific environmental setting. - From the brightest pink to the softest grey, every colour preference is catered for.





Atmos.

The Atmos palette is a stunning collection of blues, violets, and purples that offer a peaceful ambiance. It's perfect for adding vibrancy to living spaces or creating a relaxing atmosphere.

Dune.

The calm and soothing natural shades of the desert, with its vast expanse of sand stretching out as far as the eye can see, have served as the guiding inspiration for Dune.



Adore.

Our Adore collection is inspired by the raw beauty and elegance of natural ores and offers luxurious colors reminiscent of precious minerals found in nature.



Dawn.

Our Dawn color palette features warm, radiant, and soothing shades of pink, orange, and yellow, evoking emotions of hope, freshness, optimism, and rejuvenation.




Dune.

The calm and soothing natural shades of the desert, with its vast expanse of sand stretching out as far as the eye can see, have served as the guiding inspiration for Dune.




Haze.

The Haze palette is inspired by the nuanced shades of grey found in mist and fog. It features carefully selected colors that are ideal for creating a contemporary and architectural aesthetic.



Terra.

Terra is a stunning collection of warm browns inspired by nature. Its calming and grounding effect creates a soothing atmosphere in any space.



Fern.

With a range of green shades, illuminate patios or pathways with lighting fixtures that match and blend in with the environment using our Fern palette.

Nox.

The Nox palette is named after the Roman Goddess of Night and is inspired by the captivating colours of the night sky. The palette showcases the depth and intrigue that black and white hues can bring.

Partner Showcase.

At the heart of our ethos lies the belief that collaboration is the cornerstone of success. We are passionate about empowering our partners and helping them achieve their goals.

Our showcase is a testament to this commitment, comprising a diverse range of projects that showcase our products in action. Each project is a testament to the creativity and dedication of our partners, and we are proud to have collaborated with them to bring their vision to life.



DOWNLIGHTS.



Private Residence, London

Pro. 60 / Aim. 70 / Linear. 240



Private Residence, Hertfordshire

Magtrak Suspended / Line. 40 / Spot. 35 / Aim. 70 / Pro. 40



Private Residence, Horsmonden

Linear. 240 / Aim. 70



Private Residence, London

Pro. 60 / Aim. 70 / Linear. 240



Private Residence, London

Pro. 60 / Aim. 70 / Linear. 240



Private Residence, Newcastle

Linear. 240 / Pro. 60



Private Residence, London

Pro. 60 / Aim. 70 / Linear. 240



Private Residence, London

Pro. 60 / Aim. 70 / Linear. 240



Private Residence, London

Pro. 40 / Linear. 240 / Pro. 60

Exterior.




Private Residence, Kent

Tilt.L / Spot.S



Private Residence, Kent

Beam.M



Private Residence, Orpington

Moon / Spot.Z



Private Residence, Orpington

Moon / Spot.Z



Weston Park, Shropshire

Spot.M / Tilt.M / Spot.Z



Private Residence, Kent

Beam.M



Weston Park, Shropshire

Beam.M / Tilt.M / Beam.Z



Private Residence, Orpington

Moon / Spot.Z




Weston Park, Shropshire

Spot.M / Tilt.M / Spot.Z



Boudica Restaurant, Battersea

Linear.240 / Spot.S



Private Residence, London

Linear.350



Private Residence, Newcastle

Linear.240 / Pro.60



Private Residence, London

Linear.350



Private Residence, London

Pro.60 / Aim.70 / Linear.240



Private Residence, London

Pro.60 / Aim.70 / Linear.240



Private Residence, London

Pro.60 / Aim.70 / Linear.240



Private Residence, London

Linear.350




Private Residence, London

Linear.240 / Pro.60

LINEAR.

MAGTRAK.



Commercial Office

Magtrak Surface / Dot.06 / Line.40 / Focus.35



Private Residence

Magtrak Recessed / Focus.35



Private Residence, Hertfordshire

Magtrak Suspended / Line.40 / Spot.35



Private Residence, Hertfordshire

Magtrak Suspended / Line.40 / Spot.35 / Alm.70 / Pro.40




Private Residence

Magtrak Recessed / Focus.35 / Spot.35



Commercial Office

Magtrak Surface / Dot.06 / Line.40 / Focus.35



Private Residence

Magtrak Recessed / Spot.35 / Spot.35.T



Private Residence, Hertfordshire

Magtrak Suspended / Line.40 / Spot.35 / Alm.70 / Pro.40



Private Residence

Magtrak Recessed / Magtrak Surface / Line.80 / Line.40

SPOTLIGHTS.



Boudica Restaurant, Battersea

Linear.240 / Spot.S



Private Residence, Orpington

Moon / Spot.Z



Private Residence, Orpington

Moon / Spot.Z



Private Residence, London

Follow.Me.R



Private Residence, Orpington

Moon / Spot.Z



Weston Park, Shropshire

Spot.M / Tilt.M / Spot.Z



Private Residence, London

Follow.Me.S



Private Residence, Kent

Beam.S / Tilt.M / Moon / Spot.S

UPLIGHTS.



Private Residence, Orpington

Moon / Spot.Z



Private Residence, Kent

Tilt.L / Spot.S



Private Residence, London

Pro.40



Private Residence, Kent

Beam.M



Private Residence, Kent

Beam.S / Tilt.M / Moon / Spot.S



Weston Park, Shropshire

Spot.M / Tilt.M / Spot.Z



Weston Park, Shropshire

Spot.M / Tilt.M / Spot.Z



Private Residence, Kent

Beam.M



Weston Park, Shropshire

Beam.M / Tilt.M / Beam.Z

More Than Just a Lighting Manufacturer . . .

Lighting of London

Worlds End Studios

London

SW10 0RJ

+(44) 020 7139 5129



LIGHTING OF LONDON